



The New 2006

EXPLORER



Make the most of every day in the
new Explorer.

Ford SUVs are Built to Do More. And the new 2006 Explorer leads the lineup with **more power, more strength, more comfort, more interior versatility and more standard safety features** than ever before. America's best-selling SUV for 14 years and counting, Explorer now gives you 292 hp on its available V8 engine, plus a stiffer frame, quieter ride, all-new seating and our new, class-exclusive* Intelligent Safety System.™ True to its original SUV roots, the new 2006 Ford Explorer exudes the confident capability you need to feed your adventurous spirit.

*Truck-based Midsize SUV class.

Contents

Power/Performance	2	All-New Interior	5-6
Capability	3	Versatility	7
Safety/Security	4	Specifications	8-11



Take off in the **most powerful** Explorer ever.



Explorer's available new 292-hp 4.6L 3-valve V8 engine and first-in-class 6-speed automatic transmission not only make it more powerful than ever, they also help it run smoother and quieter than ever – while delivering better fuel economy.* In fact, the 2006 Explorer is over 31% quieter on rough roads and over 26% quieter on coarse surfaces than the previous model. Details like the sound-deadening materials used for its carpet and headliner, the structure of the roof, overall powertrain operation – even the contour of its larger sideview mirrors – were all fine-tuned to create the quiet, comfortable ride you deserve.

*Based on 2006 model year EPA-estimated data (4x2: 15 mpg city/21 hwy.; 4x4: 14/20) as compared to 2005 model year.



Want maximum power and performance? Go for the **New 4.6L 3-Valve V8 Engine** (above) mated to a first-in-class 6-speed automatic transmission. This available V8 delivers more grunt than ever before – a massive 292 hp and 300 lb.-ft. of torque. Explorer's standard **4.0L SOHC V6** is matched with a 5-speed automatic to pump out a substantial 210 hp and 254 lb.-ft. of torque.



The 2006 Explorer's **All-New, Fully Boxed Frame** is a remarkable 63% stiffer than previous models. This solid foundation works with Explorer's refined powertrains and redesigned 4-wheel independent suspension (including new monotube shocks) to help deliver a smoother, quieter ride than ever.



Empower yourself to reach spectacular destinations.



Ford Explorer 4x4 has what it takes to transport you to truly extraordinary places. With the available Control Trac® 4-wheel-drive system, it only takes the touch of a button to go from everyday driving in the 4x4 AUTO setting to serious off-road venturing in the 4x4 LOW setting. There's also a 4x4 HIGH setting for when you need extra traction, such as on icy roads, or in snow or off-road situations. Plus, when properly equipped, Explorer 4x4 can tow up to 7120 lbs. Trailer, camper, sport boat or other pull-behind – your recreational options are wide open.



The extreme flexibility of the 2006 Ford Explorer's completely redesigned, 2nd-generation **Independent Rear Suspension** (IRS) helps it tackle rough terrain and uneven road surfaces in a remarkably civilized manner.



Travel with an exclusive level of confidence.



The 2006 Ford Explorer has the most standard safety features in its class. In fact, it's designed to meet all known U.S. Government frontal and side-impact crash requirements through the 2010 model year. Standard on every Explorer, AdvanceTrac® with first-in-class* RSC® (Roll Stability Control) is an electronic stability enhancement system consisting of 4 major components: an Anti-lock Brake System (ABS), traction control, yaw control and a vehicle-roll motion sensor. It automatically utilizes them in varying combinations to help give you control and peace of mind.

*Excluding other Ford Motor Company vehicles.



New this year, front-seat side airbags and our **Class-Exclusive Intelligent Safety System™** are standard on every 2006 Explorer. This new system processes information from a suite of sophisticated sensors and adjusts the performance of Explorer's first-in-class adaptive load-limiting safety belt retractors, **New Adaptive Front Airbags**, and its first-in-class adaptive steering column to enhance your protection in the event of certain frontal collisions. The new adaptive front airbags employ the latest technology to help protect the driver and front passenger in the event of a frontal collision. They both feature **First-in-Class Adaptive Venting** that helps tailor airbag power to occupant size and needs. Plus, the front-passenger's side features a **First-in-Class Adaptive Airbag Tether** to help tailor airbag shape and size to your passenger's needs. Also new for 2006, our available, patented Safety Canopy™ System features larger 2nd-generation side-curtain airbags for enhanced outboard-occupant protection in the 1st and 2nd rows.



Relax as you take in the view from its strikingly all-new interior.



From a driver's perspective, Explorer's all-new interior experience starts with the progressive new styling of its controls. As you grasp the substantial steering wheel in one hand and the sporty, new floor shifter in the other, you'll immediately feel at ease and in command. The redesigned message center now keeps you informed with up to 4 lines of type and is located in the central gauge cluster for easy reference. Another significant improvement: Explorer's climate control system operates 30% quieter than on previous models. A new DVD-Based Navigation System, featuring intersection programming, is available with the Audiophile® Sound System on Eddie Bauer and Limited. It actually calls out upcoming street names, rather than just telling you in which direction to turn. And as the finishing touch to this all-new encounter, you'll find Explorer's unique, new high-release door handles just where they should be.

New for 2006, the Eddie Bauer Luxury Package pampers you with a lengthy list of convenience features and your choice of 2 stylish interiors. Now you can have the upscale look of leather-trimmed seating with or without the dynamic, two-tone effect of Preferred Suede® inserts (right). To enhance your comfort, Dual-zone Electronic Automatic Temperature Control allows the driver and front passenger to select separate climate settings, then automatically maintains them. The Audiophile Sound System entertains all via its 6-disc in-dash CD changer with MP3 capability and a sing-along-inspiring 290 watts of peak audio power. Also included in this package, the fold-away, power heated sideview mirrors feature security approach lamps to help guide your way in the evening.

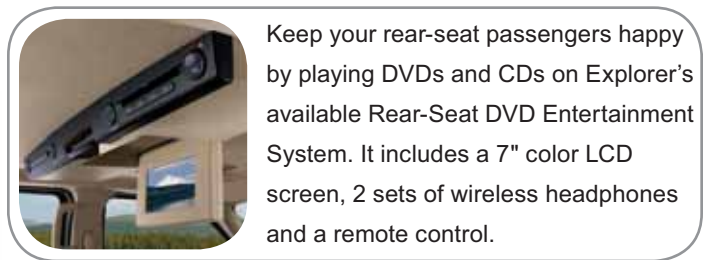


Also included in the **Eddie Bauer Luxury Package**: a new 10-way power, heated driver's seat, featuring power lumbar and recline adjustments and a memory feature that recalls position settings for 2 drivers; a 6-way power, heated front-passenger's seat that includes manual lumbar adjustment; and secondary audio and climate controls mounted on the steering wheel.

Discover Explorer's new emphasis on comfort.



Everything inside Explorer has been rethought, then redesigned – starting with the shape of its seats and the way they function. You'll love their supportive, new contours and how easy it is to locate and operate their controls. The interior trim choices are all-new as well, including the unique woodgrain accents and luxurious leather-trimmed seating, shown here in Camel on Explorer Limited with the available Quad Bucket Seating Group. Even the window switches are new – recessed into the armrests to help prevent unintentional use. And just for the driver, a new 10-way power seat, including power lumbar and recline, is standard on Eddie Bauer and Limited, and available on XLT. In the 3rd row, there's an available new, 50/50 split, fold-flat seat that features your choice of class-exclusive PowerFold™ operation on Eddie Bauer and Limited, or manual-fold operation on XLT, Eddie Bauer and Limited. It's positioned 1.75" higher than on previous models for improved forward vision.



Keep your rear-seat passengers happy by playing DVDs and CDs on Explorer's available Rear-Seat DVD Entertainment System. It includes a 7" color LCD screen, 2 sets of wireless headphones and a remote control.

Explorer is available in your choice of **3 Seating Configurations**. To achieve the 7-passenger capacity, you'll need the 2nd-row 60/40 split seat and the available 3rd-row 50/50 split seat (available with PowerFold or manual-fold). To seat 6, choose the available Quad Bucket Seating Group and 3rd-row 50/50 split seat. Explorer's standard 5-passenger seating setup includes the 2nd-row 60/40 split seat.



Go wherever you want and take whatever you need.



Built to handle just about anything you can dream up, the new 2006 Explorer is ready for your next adventure. After a long day of activity, you'll be especially thankful for its all-new rear liftgate. It's so light and easy to operate that it can be closed with just one hand. A flip-open rear window makes packing small stuff easy, while the power lock/unlock button in the rear cargo area allows you to secure the vehicle in an instant.



Explorer's 7-passenger models now feature a **Flatter Loadfloor** than many key competitors.* And with its 2nd- and 3rd-row seats folded flat, this Explorer can carry up to 83.7 cu. ft. of cargo.



Explorer's **Rear Cargo Shade**, available on all 5-passenger models, is perfect for storing things away from prying eyes and keeping appearances tidy. With the rear seat folded down, 5-passenger models can handle up to a whopping **85.8 Cu. Ft.** of gear – just imagine the possibilities.

Cargo and load capacity limited by weight and weight distribution. *As compared to Chevy TrailBlazer, Dodge Durango, Honda Pilot, Nissan Pathfinder and Toyota 4Runner.

MODEL HIGHLIGHTS

Each series includes the standard equipment of the previous series, except where additions/exceptions are noted.



From Left:

Explorer XLS

16" styled-steel wheels • P235/70R16 all-season BSW tires • Onyx grey grille, bumpers and bodyside moldings • Black door handles • Black roof side rails • Power sideview mirrors • AM/FM stereo/single-CD player with MP3 capability • Cloth front bucket seats with 2-way adjustable head restraints and driver's manual lumbar • 60/40 split-folding 2nd-row bench • Floor console with floor shifter • 2-line message center with outside temperature display and compass • Power windows with one-touch-down driver's-side feature • Visor vanity mirrors • Air conditioning • Control Trac® 4-Wheel Drive system (4x4 models only)

Explorer XLT

16" machined-aluminum wheels • P235/70R16 all-season BSW tires (4x2), OWL tires (4x4) • Onyx grey bodyside cladding and wheel-lip moldings • 4-bar chromed grille • Fog lamps • Power sideview mirrors with security approach lamps • Premium cloth front bucket seats with 2-way adjustable head restraints and 6-way power driver's seat with manual lumbar • Overhead console • 2nd-row dome/map lights • Leather-wrapped steering wheel • Front and rear floor mats • Illuminated visor vanity mirrors

Explorer Eddie Bauer

17" painted-aluminum wheels • P245/65R17 all-terrain OWL tires • Pueblo Gold lower front bumper, rear bumper and wheel-lip moldings • Body-color door handles, sideview mirror accents and bodyside moldings • 3-bar chromed grille with nostrils • Pueblo Gold running boards • Silver roof side rails with black end caps • Automatic headlamps • Keyless-entry keypad • Leather-trimmed front bucket seats with 10-way power driver's seat including power lumbar and recline • Woodgrain accents • 4-line message center • Auto-dimming rearview mirror

Explorer Limited

17" chrome-clad aluminum wheels • Body-color bumpers and wheel-lip moldings • 4-bar chromed grille • Power, heated sideview mirrors with security approach lamps and chromed accents • Body-color running boards • Audiophile® AM/FM stereo/6-disc in-dash CD changer with MP3 capability, subwoofer and 290 watts • Leather-trimmed, heated front bucket seats with 10-way power driver's seat including power lumbar and recline and 6-way power passenger's seat • Unique woodgrain inserts • Center floor console with unique appearance for center finish and wrapped armrest • Secondary steering wheel-mounted audio and climate controls • Dual-zone Electronic Automatic Temperature Control



STANDARD FEATURES

MECHANICAL

4.0L SOHC V6 engine with 5-speed automatic transmission
 4-wheel Anti-lock Brake System (ABS)
 130-amp alternator
 3.55 axle ratio
 Class II trailer tow hitch receiver
 Control Trac® 4-Wheel Drive system (4x4 models only)
 Independent front and rear suspensions
 Maintenance-free 72-amp battery

SAFETY/SECURITY

Adaptive driver and front-passenger airbags*
 Adaptive energy-absorbing steering column
 AdvanceTrac® with RSC® (Roll Stability Control)
 Battery saver
 Belt-Minder® safety belt reminder
 Front-Passenger Sensing System (FPSS)
 Front-seat side airbags
 Illuminated entry
 Lower anchors and tether anchors for child-safety seats (LATCH) in 2nd-row outboard seats
 Safety belts with pretensioners/energy-management retractors (adjustable height in 1st row)
 SecuriLock® passive anti-theft system
 Tire Pressure Monitoring System (TPMS)

INTERIOR

1st-row dome/map lights
 2-line message center with outside temperature display and compass
 2nd-row 60/40 split-folding bench with recline
 Air conditioning
 AM/FM stereo/single-CD player with MP3 capability
 Cargo area power door lock/unlock button
 Cargo Management System
 Coat hooks — 4
 Floor console with floor shifter
 Grab handles — 1 for front passenger, 2 in 2nd row
 Illuminated glove compartment
 Loadfloor tie-down hooks — 4
 Manual day/night rearview mirror
 Power points — 2
 Power windows with one-touch-down driver's-side feature
 Speed control
 Visor vanity mirrors

EXTERIOR

16" styled-steel wheels
 P235/70R16 all-season BSW tires
 Black door handles
 Black roof side rails
 One-piece liftgate with flip-open rear window
 Onyx grey grille, bumpers and bodyside moldings
 Power sideview mirrors
 Privacy glass (rear doors, rear quarter windows and liftgate window)
 Rear-window defroster
 Remote keyless-entry system with 2 key fobs
 Windshield wipers — Intermittent front and rear with speed-sensitive front

*Always wear your safety belt and secure children in the rear seat.

FEATURES & OPTIONS

				XLS — 4x2 or 4x4
				XLT — 4x2 or 4x4
				EDDIE BAUER — 4x2 or 4x4
				LIMITED — 4x2 or 4x4
				MECHANICAL
—	○	○	○	4.6L 3-valve V8 with 6-speed automatic transmission
●	—	—	—	16" styled-steel wheels
—	●	—	—	16" machined-aluminum wheels
—	○	—	—	17" machined-aluminum wheels
—	—	●	—	17" painted-aluminum wheels
—	—	—	●	17" chrome-clad aluminum wheels
—	—	○	○	18" chrome-clad aluminum wheels
●	●	—	—	P235/70R16 all-season BSW tires (XLT 4x2)
—	●	—	—	P235/70R16 all-season OWL tires (XLT 4x4)
—	○	●	●	P245/65R17 all-terrain OWL tires
—	—	○	○	P235/65R18 all-season OWL tires
○	○	○	○	Non-limited-slip rear axle — 3.73 ratio**
				SAFETY/SECURITY
○	○	○	○	Safety Canopy™ System
				SEATING
●	—	—	—	Cloth trim — 1st-row bucket seats with 2-way adjustable head restraints and driver's manual lumbar
—	●	—	—	Cloth trim — 1st-row bucket seats with 2-way adjustable head restraints and 6-way power driver's seat with manual lumbar
—	○	●	—	Leather trim — 1st-row bucket seats including 10-way power driver's seat with power lumbar and recline (vinyl 3rd row, if equipped)
—	—	○	—	Leather trim — 1st-row bucket seats with Preferred Suede® inserts and 10-way power driver's seat with power lumbar and recline (vinyl and Preferred Suede-trimmed 2nd row; vinyl 3rd row, if equipped)
—	—	○	●	Leather trim — 1st-row heated bucket seats with 10-way power driver's seat, including power lumbar, recline and memory, and 6-way power passenger's seat with manual lumbar (vinyl 3rd row, if equipped)
—	—	○	—	Leather trim — 1st-row heated bucket seats with Preferred Suede inserts and 10-way power driver's seat, including power lumbar, recline and memory, and 6-way power passenger's seat with manual lumbar (vinyl 3rd row, if equipped)
—	—	○	○	Quad Bucket Seating Group — Includes 2nd-row bucket seats and floor console (requires 3rd-row seat)
—	○	○	○	3rd-row 50/50 split fold-flat bench seat — Manual
—	—	○	○	3rd-row 50/50 split fold-flat bench seat — PowerFold™

● Standard ○ Optional — Not Available

**Requires and only available with Class III/IV Trailer Tow Package with 4.0L V6.

Preferred Suede is a registered trademark of Milliken & Company.

Comparisons based on 2005 competitive models, publicly available information and Ford certification data at time of publication. Some features discussed may be optional. Vehicles shown may contain optional equipment. Features shown may be offered only in combination with other options or subject to additional ordering requirements or limitations. Following publication, certain changes in standard equipment, options and the like, or product delays may have occurred which would not be included in these pages. Your Ford Dealer is the best source for up-to-date information. Ford Division reserves the right to change product specifications at any time without incurring obligations.

FEATURES & OPTIONS

XLS – 4x2 or 4x4				
XLT – 4x2 or 4x4				
EDDIE BAUER – 4x2 or 4x4				
LIMITED – 4x2 or 4x4				
INTERIOR				
—	—	●	●	4-line message center
●	●	●	—	Air conditioning – Manual
—	—	○	●	Air conditioning – Dual-zone Electronic Automatic Temperature Control
—	○	○	○	Auxiliary rear climate control (requires 3rd-row seat)
—	○	○	○	Dual-Media Premium AM/FM stereo/single-CD/cassette player with MP3 capability
—	○	○	●	Audiophile® Sound System with AM/FM stereo/6-disc in-dash CD changer with MP3 capability, subwoofer and 290 watts
○	○	○	○	Cargo shade – Rear (not available with 3rd-row seat)
—	○	●	●	Convenience Group – Includes auto-dimming rearview mirror, automatic headlamps and keyless-entry keypad
—	—	○	—	Eddie Bauer Luxury Package – Includes 1st-row bucket seats in choice of leather-trimmed or two-tone leather-trimmed with Preferred Suede® inserts; 10-way power, heated driver's seat with power lumbar and memory feature; 6-way power, heated passenger's seat; Dual-zone Electronic Automatic Temperature Controls; heated sideview mirrors with security approach lamps; secondary steering wheel-mounted audio and climate controls; and Audiophile Sound System
—	—	○	○	Navigation System* (includes Audiophile Sound System)
—	○	○	○	Power-adjustable pedals
—	○	○	○	Power moonroof with shade
—	○	○	○	Rear-Seat DVD Entertainment System (requires Audiophile or Navigation System and Convenience Group)
—	—	○	○	Ultimate Convenience Group – Includes power-adjustable pedals with memory settings and Universal Garage Door Opener (requires Eddie Bauer Luxury Package on Eddie Bauer)
EXTERIOR				
—	—	●	●	Automatic headlamps
●	●	—	—	Bumpers – Onyx grey molded-in-color
—	—	●	—	Bumpers – Pueblo Gold-painted
—	—	—	●	Bumpers – Body-color-painted
—	○	○	○	Class III/IV Trailer Tow Package – Includes 7-pin trailer wiring harness and connector, 7- to 4-pin adapter, and frame-mounted hitch receiver (3.73 non-limited-slip axle required and only available with Class III/IV Trailer with 4.0L V6)
—	●	●	●	Fog lamps
●	—	—	—	Grille – Onyx grey, 4-bar design
—	●	—	●	Grille – Chromed, 4-bar design
—	—	●	—	Grille – Chromed, 3-bar design with nostrils
—	○	○	○	Reverse Sensing System
●	●	—	—	Roof side rails – Black
—	—	●	—	Roof side rails – Silver-painted
—	—	—	●	Roof side rails – Chromed
○	○	○	○	Roof-rail crossbars
—	○	●	●	Running boards – Black on XLT; Pueblo Gold on Eddie Bauer; body-color on Limited
—	—	—	○	Step bars – Chromed
○	—	—	—	XLS Sport Package – Includes black step bars, 16" machined-aluminum wheels, P235/70R16 all-season OWL tires, and 1st- and 2nd-row color-keyed floor mats

*Not available in Alaska.

Audiophile is a registered trademark of Audiophile, Inc.

ENGINES

	4.0L SOHC V6	4.6L 3V V8
Horsepower (hp @ rpm)	210 @ 5100	292 @ 5750
Torque (lb.-ft. @ rpm)	254 @ 3700	300 @ 3950

TRAILER TOWING APPLICATIONS

AXLE RATIO	MAXIMUM LOADED TRAILER WEIGHT (lbs.)	
	4.0L SOHC V6	
3.55	4x2 Class II	3110
	4x4 Class II	3230
3.73	4x2 Class III/IV	5390
	4x4 Class III/IV	5210
3.55	4.6L 3V V8	
	4x2 Class II	3020
3.55	4x4 Class II	3140
	4x2 Class III/IV	7300**
	4x4 Class III/IV	7120**

Maximum weights shown are for properly equipped vehicles with required equipment and a 150-lb. driver. Weight of additional options, equipment, passengers and cargo must be deducted from this weight. For additional information, see your Ford Dealer.

Cargo and load capacity limited by weight and weight distribution.

**Deduct 500 lbs. when equipped with auxiliary climate controls.

WHEELS



16" Styled-Steel Wheel
Standard on XLS



16" Machined-Aluminum Wheel
Optional on XLS Sport Package;
Standard on XLT



17" Machined-Aluminum Wheel
Optional on XLT



17" Painted-Aluminum Wheel
Standard on Eddie Bauer




17" Chrome-Clad
Aluminum Wheel
Standard on Limited



18" Chrome-Clad
Aluminum Wheel
Optional on Eddie Bauer
and Limited



EXTERIOR COLORS



Oxford White



Pueblo Gold Metallic



Redfire Metallic



Dark Blue Pearl Metallic



Silver Birch Metallic




Mineral Grey Metallic




Dark Stone Metallic



Black



Dark Cherry Metallic



Cashmere Tri-Coat Metallic

INTERIOR COLORS

CAMEL	
STONE	
BLACK	
XLS	
● ●	Oxford White
● ●	Pueblo Gold Metallic
● ●	Redfire Metallic
● ●	Dark Blue Pearl Metallic
● ●	Silver Birch Metallic
● ●	Mineral Grey Metallic
● ●	Dark Stone Metallic
● ●	Black
XLT	
● ●	Oxford White
● ●	Pueblo Gold Metallic
● ●	Redfire Metallic
● ●	Dark Blue Pearl Metallic
● ●	Silver Birch Metallic
● ●	Mineral Grey Metallic
● ●	Dark Stone Metallic
● ●	Black
EDDIE BAUER	
●	Oxford White
●	Redfire Metallic*
●	Dark Blue Pearl Metallic*
●	Mineral Grey Metallic
●	Dark Stone Metallic
●	Black
●	Dark Cherry Metallic**
LIMITED	
● ●	Pueblo Gold Metallic
● ●	Silver Birch Metallic
● ●	Dark Stone Metallic
● ●	Black
● ●	Dark Cherry Metallic**
● ●	Cashmere Tri-Coat Metallic**†

*Moss Leather with Camel Preferred Suede® inserts not available with this exterior color. **New for 2006. †Extra-cost option.

Ford uses clearcoat paint for beauty and protection. Colors shown are representative only. Not all colors are available on all models. See your dealer for actual paint/trim options.

New-Vehicle Limited Warranty

We want your Ford Explorer ownership experience to be the best it can be. So under this warranty, your new vehicle comes with 3-year/36,000-mile Bumper-to-Bumper Coverage, 5-year/50,000-mile Safety Restraint Coverage, and 5-year/unlimited-mile Corrosion (Perforation) Coverage — all with no deductible. Please ask your Ford Dealer for a copy of this limited warranty.



Choose the insurance program that's designed for your vehicle — Ford Motor Company Insurance Services. Our program helps you receive the rates and service you deserve. Call 1-877-367-3847 or visit us at www.fordvip.com for a no-obligation quote. Insurance offered by American Road Services Company (in CA, American Road Insurance Agency), a licensed agency and subsidiary of Ford Motor Company.



For a purchase or lease, the Ford **Extended Service Plan** (ESP) gives you "Peace-of-Mind" protection designed to cover key vehicle components and protect you from the cost of unexpected repairs. Ask your dealer for an ESP backed by Ford Motor Company and honored at all Ford dealerships.



Get the ride you want. Whether you plan to lease or finance, you'll find the choices that are right for you at Ford Credit. Ask your Ford Dealer for details or check us out at www.fordcredit.com.



Designed for your vehicle by the company that built your vehicle, Genuine Ford Accessories provides many choices, professional dealer installation, and strong warranty protection. Discover the quality difference of Genuine Ford Accessories. See dealer for limited warranty details.